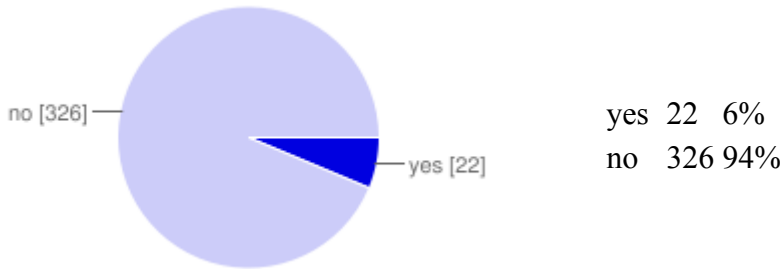


You can view the published form here: <https://spreadsheets.google.com/viewform?formkey=dFB4Tlh2ak9hUm9yTE9zazB6enU4S0E6MA>

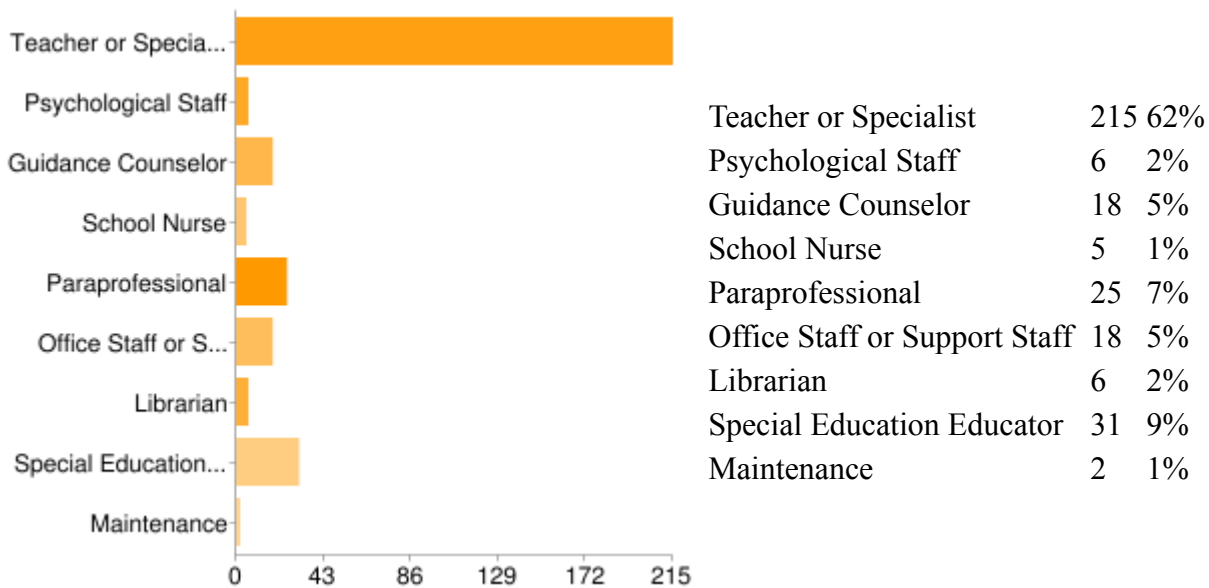
348 responses

Summary See complete responses

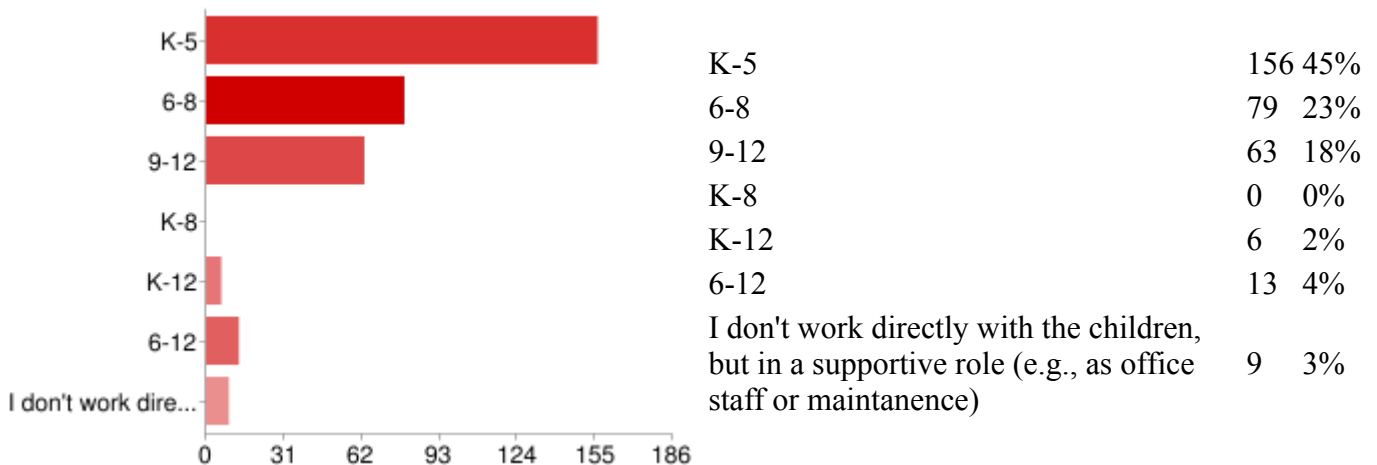
Are you an Administrator in the school district?



Please identify your position in the school district:

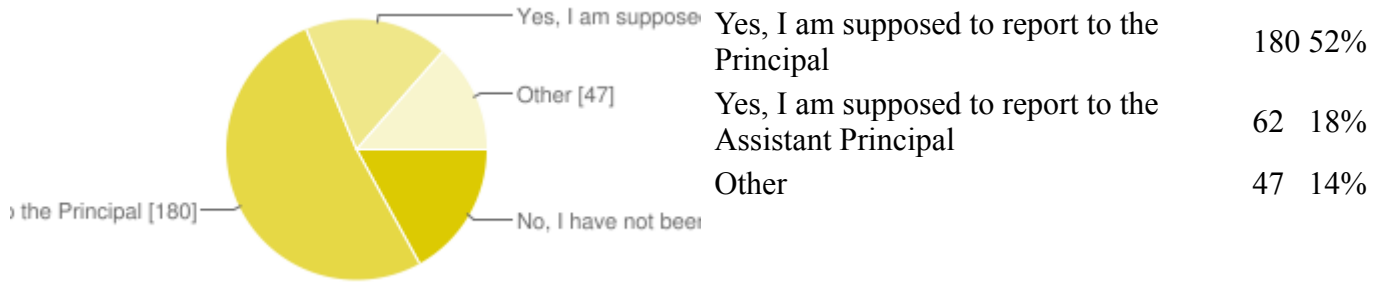


What grades do you work with?

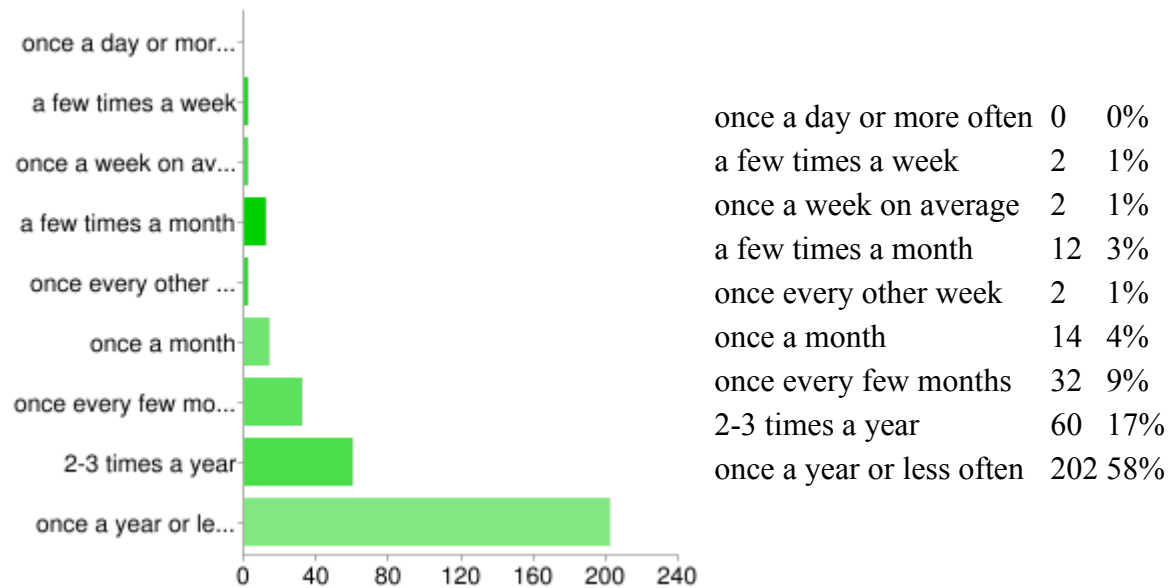


Have you been told to report bullying incidents to a particular individual in your school?

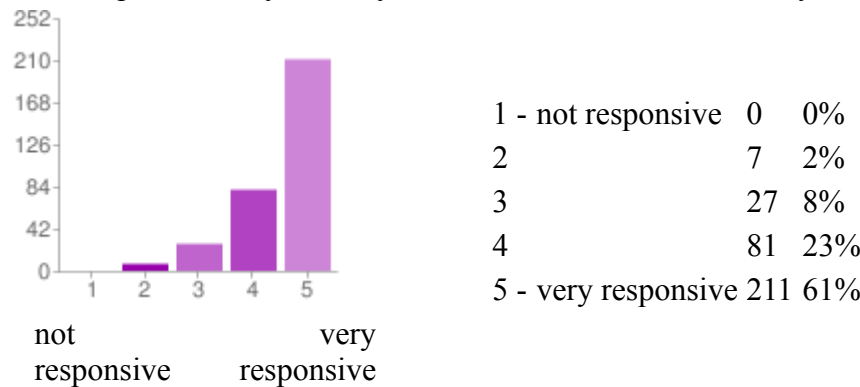
|   |    |     |
|---|----|-----|
| No, I have not been told to report to a specific person | 59 | 17% |
|---|----|-----|



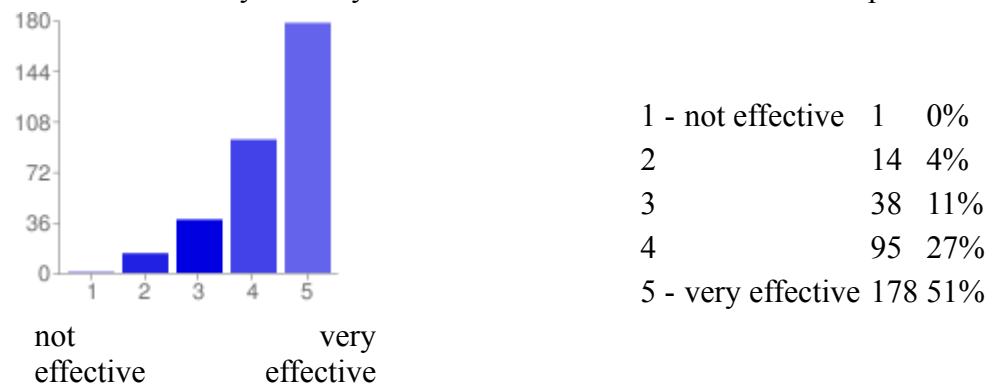
How frequently, on average, do you feel that you report bullying incidents?



How responsive do you feel your school administration is, to your reports?

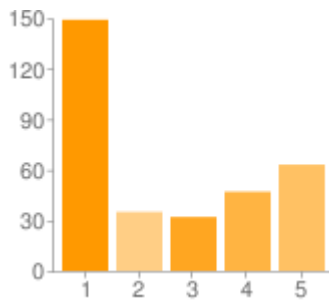


How effective do you feel your school administration is in their response to bullying incidents?



How well does your school administration support the actions YOU take to resolve bullying situations?

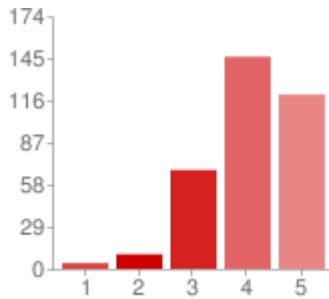
1 - they are very supportive 149 43%



|                             |    |     |
|-----------------------------|----|-----|
| 2                           | 35 | 10% |
| 3                           | 32 | 9%  |
| 4                           | 47 | 14% |
| 5 - they are not supportive | 63 | 18% |

they are very supportive                      they are not supportive

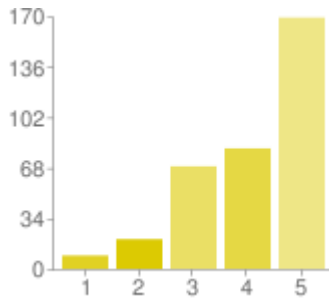
How confident do you feel about your own ability to respond to bullying incidents?



|                    |     |     |
|--------------------|-----|-----|
| 1 - Not confident  | 4   | 1%  |
| 2                  | 10  | 3%  |
| 3                  | 68  | 20% |
| 4                  | 146 | 42% |
| 5 - Very confident | 120 | 34% |

Not confident                      Very confident

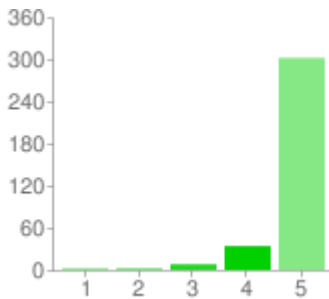
Imagine that you see a child in the hallway and a group of girls are laughing at her, and then they turn and walk away, leaving her standing there. Would you intervene?



|                |     |     |
|----------------|-----|-----|
| 1 - Not likely | 9   | 3%  |
| 2              | 20  | 6%  |
| 3              | 69  | 20% |
| 4              | 81  | 23% |
| 5 - Definitely | 169 | 49% |

Not likely                      Definitely

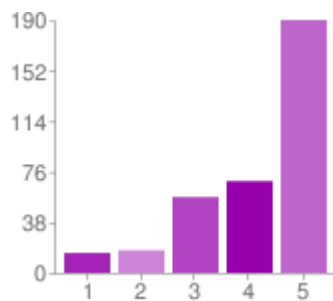
Imagine that you see one boy pushing another boy into a locker. Would you intervene?



|                |     |     |
|----------------|-----|-----|
| 1 - Not likely | 2   | 1%  |
| 2              | 2   | 1%  |
| 3              | 8   | 2%  |
| 4              | 34  | 10% |
| 5 - Definitely | 302 | 87% |

Not likely                      Definitely

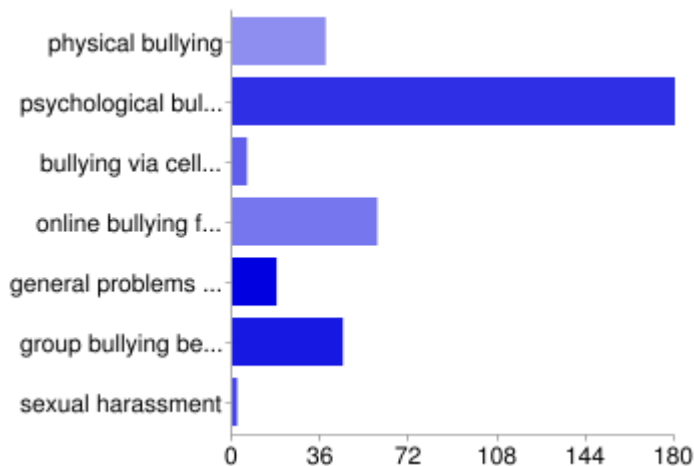
Imagine that you see a boy knock the books out of another boys' hands. You ask what's going on and both boys say they were just kidding around. Would you still intervene with either child?



|                |     |     |
|----------------|-----|-----|
| 1 - Not likely | 15  | 4%  |
| 2              | 17  | 5%  |
| 3              | 57  | 16% |
| 4              | 69  | 20% |
| 5 - Definitely | 190 | 55% |

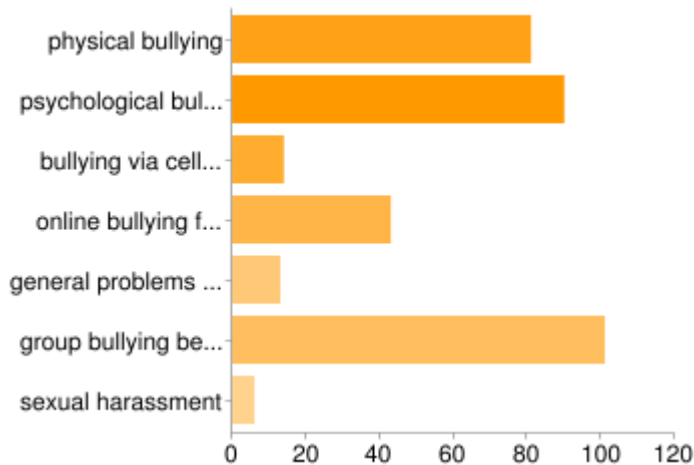
Not likely                      Definitely

Which type of problem would you consider the MOST COMMON problem in your school?



|   |     |     |
|---|-----|-----|
| physical bullying   | 38  | 11% |
| psychological bullying  | 180 | 52% |
| bullying via cell phones  | 6   | 2%  |
| online bullying from the night before that "creeps" into school | 59  | 17% |
| general problems with cell phones as a distraction              | 18  | 5%  |
| group bullying between cliques                                  | 45  | 13% |
| sexual harassment   | 2   | 1%  |

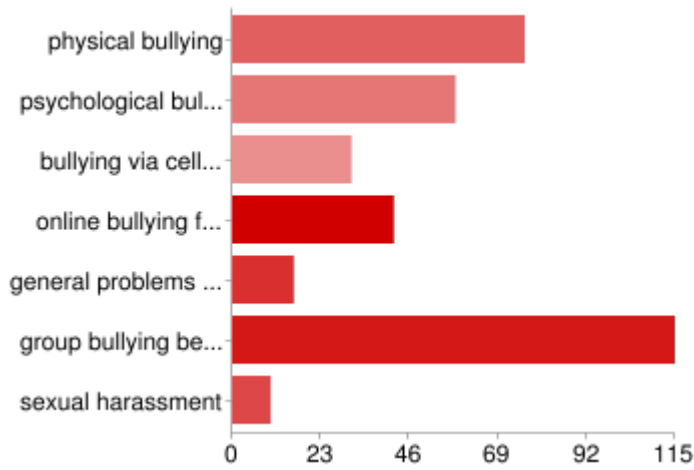
Which type of problem would you consider the SECOND MOST COMMON problem in your school?



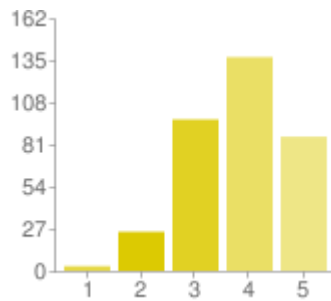
|   |     |     |
|---|-----|-----|
| physical bullying   | 81  | 23% |
| psychological bullying  | 90  | 26% |
| bullying via cell phones  | 14  | 4%  |
| online bullying from the night before that "creeps" into school | 43  | 12% |
| general problems with cell phones as a distraction              | 13  | 4%  |
| group bullying between cliques                                  | 101 | 29% |
| sexual harassment   | 6   | 2%  |

Which type of problem would you consider the THIRD MOST COMMON problem in your school?

|   |     |     |
|---|-----|-----|
| physical bullying   | 76  | 22% |
| psychological bullying  | 58  | 17% |
| bullying via cell phones  | 31  | 9%  |
| online bullying from the night before that "creeps" into school | 42  | 12% |
| general problems with cell phones as a distraction              | 16  | 5%  |
| group bullying between cliques                                  | 115 | 33% |
| sexual harassment   | 10  | 3%  |



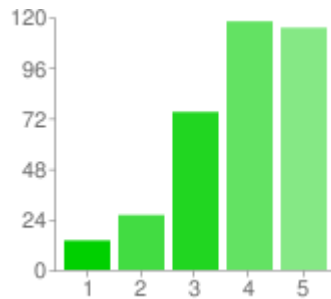
In general, how well trained in bullying intervention and prevention do you consider your school's faculty and administration to be?



|                        |     |     |
|------------------------|-----|-----|
| 1 - Not trained at all | 3   | 1%  |
| 2                      | 25  | 7%  |
| 3                      | 97  | 28% |
| 4                      | 137 | 39% |
| 5 - Very well trained  | 86  | 25% |

Not trained at all                      Very well trained

How helpful would it be for you to seek information about bullying and cyberbullying prevention from your school's psychological staff?



|                      |     |     |
|----------------------|-----|-----|
| 1 - not very helpful | 14  | 4%  |
| 2                    | 26  | 7%  |
| 3                    | 75  | 22% |
| 4                    | 118 | 34% |
| 5 - very helpful     | 115 | 33% |

not very helpful                      very helpful

Check off the following procedures which your school follows:

|   |     |     |
|---|-----|-----|
| A designated reporter, to take all bullying reports   | 229 | 66% |
| A procedure for handling off-campus bullying and cyberbullying                                    | 85  | 24% |
| A report form for bullying incidents  | 268 | 77% |
| An easy method for reporting suspected bullying   | 221 | 64% |
| A clear set of procedures, listed in the student handbook, that are taken in all bullying reports | 161 | 46% |

