

# AP TEST REGISTRATION 2024

GOOGLE CLASSROOM JOIN CODE: l44dlldu

TR Registration Deadlines:

- Regular Registration begins August 29, 2023
- Regular Registration ends October 15, 2023 at 11:59 PM
- Late Registration (\$5 late fee) begins October 16, 2023
- Registration ENDS October 31, 2023 at 11:59PM. NO EXCEPTIONS.

CollegeBoard/My AP Classroom Deadlines:

- Open after TR is completed
- Students must be connected to their AP Classroom(s) no later than 10/30/23.

All students are expected to take the AP Exam for ALL AP courses for which they are enrolled. If there are extenuating circumstances, please reach out to the AP Coordinators, Mrs. Leah Birnkrant and Mr. Brian Doherty.

## STEP 1

REGISTER/PAY ON TOTAL REGISTRATION:

All AP Exam registrations and payments will be completed online via Total Registration. To access the site, go to: [www.TotalRegistration.net/AP/222335](http://www.TotalRegistration.net/AP/222335)

\*\*If you registered for an exam last year, you will not need to create a new account. Simply log in with last year's information.

## STEP 2

REGISTER ON MY AP AT COLLEGE BOARD:

After registering for the exam on TR, students will receive a confirmation that includes a code for each exam for which they have registered. **THESE CODES ARE SPECIFIC TO YOUR TEACHER AND THE PARTICULAR BLOCK YOU ARE IN.** Students will need to use this code to sign up for the College Board's AP online classrooms for each class they are taking. Please see the attached instruction sheet for more information.

COST:

The 2024 exam fees are \$107 per exam. No exams will be ordered without payment - students can pay online using a credit/debit card or can mail a check to Total Registration. Partial refunds are available from November 15 - January 22 (\$67). After January 23, all payments are non-refundable. **Students who qualify for Free/Reduced Lunch may receive a fee reduction for the exam - please check the appropriate box during registration.**

**Any student who drops an AP course must notify the AP Coordinators in writing prior to November 15th, or will be subject to a \$40 fee imposed by CollegeBoard.**


## AP STUDENTS

# Joining Your AP Class Section

Use a phone, tablet, or computer to join your AP<sup>®</sup> courses online, so you can get feedback on your progress and register for AP Exams.

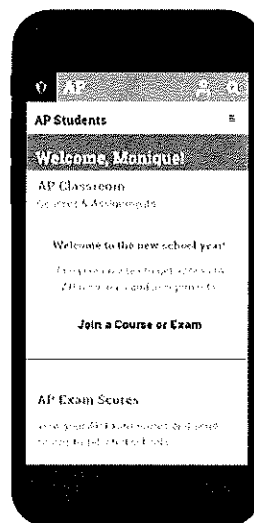
Write your join codes here:

Course \_\_\_\_\_ Course \_\_\_\_\_ Course \_\_\_\_\_ Course \_\_\_\_\_  
 Code \_\_\_\_\_ Code \_\_\_\_\_ Code \_\_\_\_\_ Code \_\_\_\_\_




## 1 SIGN IN

Sign in to [myap.collegeboard.org](https://myap.collegeboard.org) using your College Board student account login. This is the same login you use to access your AP scores, PSAT/NMSQT<sup>®</sup> scores, or register for the SAT<sup>®</sup>. If you don't have a student account, click the Sign up link.




## 2 JOIN A COURSE

Click the **Join a Course or Exam** button. Before you do this, make sure you have the join code from your teacher. You'll need it to join a class section.



## 3 SUBMIT YOUR JOIN CODE


Enter the join code your teacher gave you and click **Submit**.



## 4 VERIFY COURSE INFORMATION


Make sure the information that comes up is for the course you're taking. If it is, click **Yes**.

(continued on other side)



## 5 FILL OUT REGISTRATION INFORMATION

The first time you enroll in an AP course in My AP, you'll need to fill out some registration information. It's important to provide accurate information. You only have to do this once.



## 6 CONGRATULATIONS!

You're enrolled in your AP course.

## College Board Account Tips

You need a College Board account to join your AP class section, receive AP assignments from your teacher, and register for AP Exams. If you don't already have an account, please sign up at [collegeboard.org/register](https://collegeboard.org/register). Your parents shouldn't create an account for you. Keep your account information in a safe place only you can access.

### DO YOU ALREADY HAVE AN ACCOUNT?

All College Board programs are connected through one account, so if you created one for AP, PSAT/NMSQT, SAT, or College Board Opportunity Scholarships, you're all set. You'll just need your username and password to sign in.

## IF YOU HAVE TROUBLE SIGNING IN TO YOUR ACCOUNT

- If you can't remember your username or password, follow the "Forgot username or password?" links at [myap.collegeboard.org](https://myap.collegeboard.org) to reset them.
- If a family member set up your account, ask them for the login information. You may want them to sit with you while you sign in.
- If you can't remember the answers to your security questions, see if a family member has them.

If you followed all the steps to get your username or password and still can't access your account, you'll be able to create an AP 2019-20 interim account.